

Siberian Tales

VOLUME 37.7

BAY AREA SIBERIAN HUSKY CLUB

JULY 2017

BASH Officers 2017-2018

President

Anthony Taskey

ATaskey@wsgr.com

Vice President

Patty LaCava

pattylacava@yahoo.com

Secretary

Candice Tuttle

Candice@LadyPIC.com

Treasurer

Randee McQueen

BASH@com-ctl.com

Co-Activity Coordinators

Marie Steven

sleddingshopper@pacbell.net

Greta Huhtala-

Koehtkoehns@att.net

In This Issue

Why NOT shave a Northern Breed	2
4 th of July Safety Reminder	3
ByLaws meeting	3
Norsled Ice Cream Social	4
4 th of July Recipes for our dogs	5
Rescue	7

BE Safe of the 4th of July.




July 4	Celebrate and be SAFE
July ??	Husky Hike???
August ?	BASH meeting
Sept 10	BASH Ice Cream Social
Oct 15	Fall Furry Flurry
Dec 9	BASH Holiday party (tentative)

AMAZON SMILES

We have signed up with Amazon Smiles. 1.5 % of sales on Amazon through Smiles comes back to BASH. Use the following link and earn money for BASH.

<http://smile.amazon.com/ch/77-0410632>



WHY NOT to SHAVE a NORTHERN BREED DOG

Here is a thermal image of a dog with a portion of its non-shaved body at 24°C and the other cut at 30°C. Hence the interest not to mow his dog. The hair is present for several reasons, mainly for thermal regulation ☀️🌑🔪🩹

Stop shaving dogs who have certain coats you're not helping them. Dogs who have dual coats should not be shaved. You're risking ruining their coat and getting them Sun burned

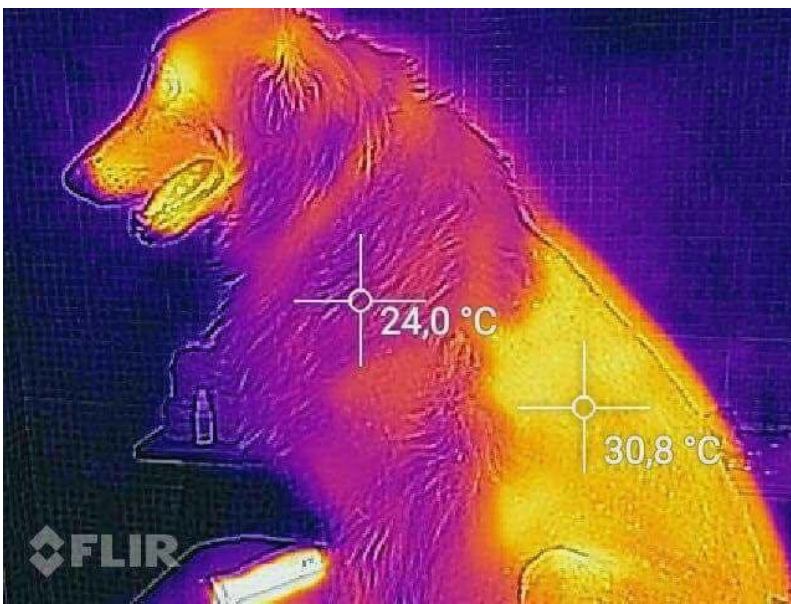


photo of shaved siberian [came to public attention on social media](#) about a week ago, TODAY posed that query to Teri DiMarino, president of the [California Professional Pet Groomers Association](#) and a groomer with more than four decades of experience.

While DiMarino began by characterizing the shaved husky as "really quite comical," she explained that, by and large, it's better not to shave dogs of that breed — and [others on this long list](#) — that have what's known as "double coats."

Double-coated dogs, as the name suggests, have two layers of fur. The bottom layer, closer to their skin, is dense and fluffy. The top layer is stiffer. You can think of the two layers as working together like the insulation inside your home's walls, and the walls themselves — with the inner layer helping to regulate the dog's temperature, and the outer layer protecting the animal against the elements, like rain or dirt.

"You don't take the insulation out of your house in the summer," said DiMarino.

4th of July Safety reminders.....

Preparing in advance:

- Make sure your pets – cats and dogs alike – have **identification tags** with up-to-date information. If you have horses, you might consider marking a safety (breakaway) halter with your contact information and leaving it on your horse during this stressful time.
- If your pets aren't already [microchipped](#), talk with your veterinarian about microchipping. This simple procedure can greatly improve your chances of getting your pets back if they become lost.
- If your pets are microchipped, [make sure your contact information in the microchip registry is up-to-date](#).
- Take a **current photo** of all of your cats, dogs and horses – just in case.
- If your pet has historically been anxious on this holiday, or if you have reason to expect potentially harmful reactions, consider **behavioral therapy** to desensitize your pet and reduce the risk of problems. Some pets may need medication. Consult your veterinarian or a [veterinary behaviorist](#).
- Make sure the environment is safe and secure. If your neighbors set off fireworks at an unexpected time, is your **yard** secure enough to keep your pet contained?

Safety during July 4th celebrations:

- **Leave your pets at home** when you go to parties, fireworks displays, parades and other gatherings. Loud fireworks, unfamiliar places and crowds can all be very frightening to pets, and there's great risk of pets becoming spooked and running away.
- Consider putting your pets in a **safe, escape-proof room or crate** during parties and fireworks.
- Keep horses and livestock in **safely fenced areas** and as far from the excitement and noise as possible.
- **If you're hosting guests**, ask them to help keep an eye on your pets to make sure they don't escape. Placing notes on exit doors and gates can help both you and your guests remain vigilant.
- Keep your **pets inside** if you or your neighbors are setting off fireworks.
- Keep **sparklers, glow sticks, fireworks, charcoal and kabob skewers** away from curious pets.

Update our Bylaws

The last time BASH updated their bylaws was in 2007. It has been 10 years and we need to update them again. Not big things...reducing the types of membership, some of the info in rescue and other things.

It was put out on the list and we would like to invite anyone who wants to participate in updating them to a meeting.

Anyone is welcome to participate. Our bylaws are on the "about us". Contact Randee for a .doc version bash@com-ctl.com

The meeting will be July 22nd at 7 pm...meeting location to be determined.

Norsled's Ice Cream Social

It was a GREAT success for them. They brought in between, Raffle, Silent Auction, Food and games over \$4000.00 They had a "Kissing" booth with fantastic rescues giving kisses. They also sold their merchandise. It was very hot that day (not the hottest of the week, but hot so they had ice in storage bins the dogs climbed and walked through.



The 4th of July is right around

the corner! It's a day for grilling, hanging out by the pool, watching fireworks and spending time with friends and family while celebrating our nation's independence. If you plan to have your four-legged best friend join the celebration, why not prepare some festive food for them to enjoy while everyone else chows down on burgers and hot dogs?

Check out a few of our favorite July 4th doggie recipes below, and be sure to tell us about your own awesome creations and finds in the comments section!

Pizza with Carrots

What you'll need:

Crust: 3 cups organic whole wheat flour, 1 cup organic uncooked oats, 2 tbsp. organic margarine or shortening, 1 organic egg, beaten, 1 cup water, ½ cup organic pizza/pasta sauce.

Topping: Olive oil, garlic powder, ½ cup organic pizza sauce, 1 cup organic Parmesan and 1 large carrot (shredded)

Directions:

- Preheat oven to 375°.
- In a large mixing bowl combine flour, oats and margarine. Add beaten egg and water and ½ cup pizza sauce. Mix thoroughly, then knead. Cover and refrigerate for 1 hour.



– Divide into desired-size ball. On a floured surface, roll out into circles. Make the edge thicker to create a crust. Place on a greased baking sheet. Brush with olive oil, then sprinkle garlic powder over surface. Coat with remaining pizza sauce and sprinkle Parmesan and carrot on top.

– Bake for 10 to 12 minutes. Let cool, cut with pizza cutter and serve. Must be stored in refrigerator.

Strawberry Banana Pupsicle

What you'll need: banana, strawberries, plain nonfat sugar-free yogurt, blender, ice cube tray

Directions:

- Cut a banana and a handful of strawberries into chunky pieces and place fruit chunks and a cup of yogurt into blender.
- Blend until smooth, portion into ice cube trays, and then freeze for at least one hour.



Doggie Ice Cream

What you'll need: 1 32-oz tub of organic plain Greek yogurt, 2 heaping tbsp. of organic no sugar added peanut butter, 1 heaping tbsp. of pure organic pumpkin, silicone cupcake molds

Directions:

- Let everything sit out and come to room temperature and then place everything in a stand mixer with the whisk attachment.
- Once everything is thoroughly mixed and aerated a bit, split the mixture into the molds as evenly as possible, put some plastic wrap over it and then place them in the freezer to harden up until ready to serve.



Rosemary Chicken and Blackberry Bones

What you'll need: 1 cup shredded chicken, 1 cup blackberries, 2 eggs, ¼ cup milk, ½ tbsp. dried rosemary and 2¾ cups whole wheat flour

Directions:

- Preheat oven to 350 degrees.
- In a bowl mix all ingredients one at a time, stirring well after each addition.
- Knead dough into ball and roll onto a heavily floured surface ¼-inch thick and cut with your cookie cutter of choice.
- Brush tops of biscuits with egg white for a shiny surface and prick with a fork to prevent bubbles. Place on ungreased cookie sheet and bake for 15 to 20 minutes or until browned at the edges.

- Cool and refrigerate. Makes 2 to 3 dozen bones.

Dog Cookies

What You'll Need: 1 cup oat flour, 1 cup whole wheat flour, 1 egg, 1 cup water, 1 carrot (peeled and shredded), ½ apple (peeled and shredded), 8 oz plain Greek yogurt and 2 tbsp. water

Directions:

- In a large mixing bowl, combine all ingredients except yogurt and 2 tablespoons water. Use a wooden spoon to mix all ingredients together.
- Turn dough out onto a floured work surface. Roll out into a flat surface about ½" thick.
- Use a biscuit cutter to cut out dog treats. Place onto a baking sheet lined with parchment paper.
- Repeat Step 2 and 3 with remaining dough (or freeze half of the dough wrapped in plastic and placed in a freezer-safe



container for future use).

- Use bottom of a pestle (or your finger) to create pawprint mold on each biscuit. Make sure the mold is deep and defined. Bake in a 400 degree oven for 20 to 25 minutes, until biscuits are golden and crispy. Remove and let cool.
- If desired, in a small mixing bowl, combine yogurt and water. Whisk to thin out the yogurt. Use a spoon or pipe yogurt into each pawprint mold.
- Place in an airtight container and keep up to a week. If you add the yogurt, be sure to store in the fridge with wax paper between each treat. Biscuits will get softer and yogurt will harden in the fridge.

Pupsicles

What You'll Need: 2 cups low salt beef or chicken broth, ¾ cup water, 2 or 3 ice cube trays and small rawhide sticks

Directions:

- Mix water with beef or chicken broth and pour into popsicle trays.
- Place in freezer and serve cold.
- Add a rawhide stick halfway through the freezing.




Rescue June 2017

Keep your pets safe with the 4th of July coming.

Nic Matulich northerndreamz@earthlink.net


Max is a 3 year old Siberian Husky that is a delight to walk on a leash. He knows the basic commands of sit and down. Max is a high energy dog that loves to play in water as well as with balls and other toys. Max is in heaven if you pile all the toys in a tub of water and he will spend the next hour fishing them out. A bit of an acrobat Max can easily jump 5 foot fences and can climb objects, like chainlink fences or trees with low branches, much higher.



Karen Fenton fendragn1970@yahoo.com

Reesa is new to rescue. She is a sweet dog that is a little shy. She has been with other big dogs and is fine.


She is a spayed Female, 13 months old, Housetrained, Lead Trained, good with Large Dogs, has DHLPP vaccinations, microchipped.



Michelle Suarez michelle.suarez@hssv.org

My name is Kai. I was born 5/9/11. I LOVE kids. Once i get to know you or you feed me a snack, I am your friend. I am uncomfortable around other dogs but not aggressive. I am really smart. I don't like to get spanked but if you yell at me I get very sad and will listen. I don't dig! I am house broken! I stay in the yard until told otherwise. I love to run around the yard really fast. My favorite treat right now is Pigs ears which i call Piggys. He likes to jump up and give kisses every now and then but is just happy laying nearby

My foster mom thinks i would love to have a home where i can hang out with my new owner both at home and work or someone who works from home.



Bay Area Siberian Husky Club

Membership Renewal and Associate Application 2017-2018

Membership \$35.00

Date _____
Name(s) _____
Mailing address _____
City, State, Zip _____
Area code and phone _____
E-mail Address _____
Amount Enclosed \$ _____

I would like the newsletter mailed to me.

Make checks payable to BASH. All memberships and subscriptions are valid through March 31, 2018. Send membership renewal form and check to:

Bay Area Siberian Husky Club, 2633 S Bascom Ave, Campbell CA 95008

Bay Area Siberian Husky Club

www.bayareasiberian.org

2633 S. Bascom Avenue

Campbell, CA 95008

Upcoming Adoption Fairs

First Saturday
Petsmart, 11 a.m. – 1 p.m.
850 W. Hamilton, Campbell
408-371-1841

Second Saturday
Pet Food Express 11 am – 1pm
1902 S Bascom Ave, Campbell,
(408) 371-5555

Check with foster homes if they will
be at a specific adoption fairs.