

SIBERIAN TALES

VOLUME 30.01

BAY AREA SIBERIAN HUSKY CLUB

JANUARY 2010

BASH Officers 2009-10

President

Anthony Taskey
orcuskey@killerwhaltes.us

Vice President

Greg Stevens
sledder1@pacbell.net

Recording Secretary

Beth Chamberlain
b.d.c@comcast.net

Treasurer

Randee McQueen
randeel@aol.com

Activity Coordinator

In This Issue

Christmas Party	2
SnoBASH	3
Window Cleaning Recipe	5
Dog Cookie Recipes	6
Rescue	7

Happy New Year

Ways to Get Involved With BASH

- Adopt a Husky
- Join a BASH email list
- Buy a sweatshirt or T
- Give a membership as a gift
- Help with an adoption fair
- Donate to BASH
- Attend a bi-monthly general meeting
- Foster a Husky
- Help transport a Husky

Upcoming Events

Jan 30, 31	SnoBASH 2010, General Meeting
Feb . 20, 21	Chester dog Sled Race
March ?	General Meeting
April ?	Sno BASH 2
May ?	Vaccine Clinic
June 20	Fun Match
Oct 7	Fall Furry Flurry
Dec 11	BASH Christmas Party

Calendar 2010

**Pictures of our
dogs having
fun....**

\$12.00 only 4 left

contact

bash@com-ctl.com

to buy one.


BASH Christmas Party

It was great to have so many people come and have a good time together. We saw many new members attend and people from other clubs such as ours. BASH feels the more the merrier... and the night showed it. We started out with a very short meeting that ended on time (thank you Anthony).

As usual we had a great raffle and silent auction tables set up along with the infamous GIFT STEALING EXCHANGE.

Dinner was fantastic as always....Turkey, Ham and all the fixings.

Then the gift stealing began. The popular items this year were the "Santa" shorts, Malamute door mat, one hand knitted SHARKS hat, a dog bed, a husky hat and more.... Thanks for all that attended and plan on next year.



SNOBASH I

January 30-31



We will again be staying at the Tamarack Pines Inn. The PINES is full . NO DOGS ARE ALLOWED IN THE ROOM AT THE LODGE. . For those that want to join us there are great places in Angels Camp, Arnold, Dorrington and Bear Valley. Some will allow dogs in the room, and some do not. Those of us at the Pines leave our dogs in the car. We had a great time at the Inn last year. Very relaxing. All those that attend will be expected to bring “group” food (breakfast, appetizers and drinks). Anyone is welcome to the group dinner. We just neek to know if you are planning on attending Saturday night so we have enough. When all have signed up we will have a list of items to bring. By having everyone bring parts we can spread out what is needed to be brought up. We will have a group dinner on Saturday night. BASH will supply the paper products.

SnoBASH is held no matter the amount of snow.

We do sled rides for people and dogs. The proceeds go to the local elementary school.



Sign up to come. We have a fantastic time.

SnoBASH Schedule

Friday—January 29

2 to 5 pm set up drops
6 pm Pizza dinner at the Inn

Saturday January 30

Parking is tight at the Inn. Cars can be 3 or 4 deep.

7:30- 9:30 breakfast

10:00 to 12:00 rides

12:00 to 1:30 lunch

1:30 to 3:30 rides

5:00 meeting

6:00 dinner



Sunday Jan 31

7:30- 9:30 breakfast

10:00 to 11:00 Sourdough Race

11:00 to 12:00 rides if time allows

12:00 to 1:30 lunch

1:30 to 3:30 finish fun runs and clean up to go home



Last year the trail and the location were great. We had a one mile trail put in by Bear Valley Cross Country. It was fun and great to run.



Homemade Glass Cleaner Recipe

Great for all those HUSKY nose markings on the window and doors. (mirrors too).

I have used this recipe and found it to be superior to name brand glass cleaner. The recipe makes 1 gallon of glass cleaner. Use a good spray bottle easy to refill as needed. Always clearly mark the containers. The cost is a fraction of store-bought products, and the cost savings can really help in the cost of doggie treats.

Follow these directions for Ammonia Formula Glass Cleaner


Works excellent for heavily soiled windows too.

In a Gallon container
(use an empty gallon plastic water jug)

Mix $\frac{1}{2}$ cup of sudsy ammonia with 1 pint of rubbing Alcohol, and 1 Tablespoon of hand dishwashing liquid

(Do not use more than 1 Tablespoon of dishwashing soap or streaking may result)

Top off this mixture with enough water to make 1 Gallon. Fill convenient spray bottle and refill as needed. Make sure you clearly mark your containers.



Dallas

Happy Window Cleaning from Adopt a Husky of



Human Friendly Dog Cookies for your New Year's Party

Ingredients

- 2 cups whole-wheat flour, plus more for rolling
- 1/2 cup cornmeal
- 1/2 cup wheat germ
- 1 teaspoon ground cinnamon
- 3 large eggs
- 1/4 cup carob chips
- 1/4 cup honey
- 2 to 3 tablespoons water, as needed

Directions

Heat the oven to 350 degrees F. Line a baking sheet with parchment paper or silicone baking sheets.

Put the flour, cornmeal, wheat germ, and cinnamon into a large bowl and whisk to combine. Add the eggs, carob chips, honey, and 1 tablespoon water. Use your hands to mix the ingredients together and form a smooth dough. If it feels too dry, add more water. Wrap the dough in plastic wrap and let it rest 10 minutes. (Can be made ahead and refrigerated, just let it warm up a bit before rolling.)

Dust your counter with some flour and roll the dough out until it is 1/4-inch thick using more flour as needed so it doesn't stick. Cut into shapes using a dog bone shaped cookie cutter, or use a knife to make the same shape. You can re-roll the scraps and cut out more cookies. Place on the prepared baking sheets and bake for 30 to 35 minutes or until the cookies are well browned. Remove them to a wire rack to cool completely.

Good Dog Cookies by Buddy "A gift idea your canine friends will beg for!"

Original Recipe Yield 1 dozen

Ingredients

- 2 1/2 cups whole wheat flour
- 3/4 cup nonfat dry milk powder
- 1 egg, beaten
- 1/2 cup vegetable oil
- 2 cubes beef bouillon cube
- 3/4 cup boiling water
- 2 tablespoons brown sugar

Directions

1. Preheat oven to 300 degrees F (150 degrees C). Lightly grease one cookie sheet.
2. Dissolve bouillon cubes in boiling water and allow to cool.
3. Combine the flour, dry milk, egg, oil, beef broth and brown sugar. Mix well and knead dough for 1 minute.
4. On a floured surface roll out dough to about 1/4 inch thickness. Cut out bones and place on cookie sheet.
5. Bake for 30 minutes and allow to cool.

Rescue January 2010

Serving the Bay Area & Northern California

Descriptions of the dogs listed in this newsletter, including evaluations of their temperaments, are furnished by the people placing them. We are providing an exchange of information only and we do not attempt to verify the information given

Bill Otto 408-258-9806 billotto1412@aol.com

Randy Fishel- randyf@sibenet.com

Jessica Politiz 510-793-8508 jessicapolitz@gmail.com

Patty LaCava 415-722-5727 pattylacava@yahoo.com

Beth Chamberlain- 408-859-3101 b.d.c@comcast.net

Macio Simpson (831) 214-9644 mrevoli@yahoo.com

We just got Bolo from the San Jose Shelter. He is probably a shepherd/siberian cross. He is between 60 and 65#s. He rides well in the car. Is very friendly. Plays well with other dogs. He walks ok on a leash but can pull. He knows sit, down and a quick drop (not sure of the command but he slams to a down). Call his foster dad for more information.



Randee McQueen (408)371-1841 BASHRR@aol.com

Harmony was a found stray from SanJose. She is beautiful, about 38 #s now but we also think she is between 8-9 months old. She is shy and wants to investigate the world on her terms as she feels comfortable. She can walk on a leash, but when a noise scares her, she puts on the brakes. She is not at all aggressive, just unsure of what is going on in the world around her. She has been fine with all of my dogs (large) and acted ok at the vets with their's (very small) She will need a home that will have patients to find the real dog that is inside of her.




Shea Rich 831-227-4813 fabulousmoi@gmail.com

Introducing: *China*AKA Gordo! China came to us as fragile as his nickname. But has since blossomed amongst his peers. He does BEST around other Alaskans/Sibes/Mals, is much more tolerant RE: them taking his resources. I think it's clearly from never really having anything cool to sink his teeth into. He's now seen that there's plenty of yummys and toys to go around- you can see a difference. daily A "Puller" on lead initially he needed work. He's come leaps and bounds, Finally, to get down the steps He has to make eye contact with me, to get a visual "OKAY," and we begin down the driveway, he'll do anything to earn what he wants, usually to see the horses. He LOVES people we meet. But hides behind me until they get down to his level and I say they're ok. barking. He alerts you- by noted behavior changes,.





Maureen Marcus 510-895-9104, spiritofashadow@aol.com Malamute Rescue

Kodiak is a young dog that has some training but needs more. Knows sit and down. He LOVES to play with a tug toy and loves to play tag with another dog. He rides ok in the car and enjoyed the ride. He is learning quickly how to walk on a leash and after 5 days in the foster home is settling in to the house. He is ok with kids but we would recommend older kids because of his size and energy.



Adopted - Wiley Levy Jordon Mika Sasha Nikka



Bay Area Siberian Husky Club

Membership Renewal and Associate Application 2010-2011

Membership enclosed for: \$30 Single

\$35 Family

\$25 Associate

Date _____
Name(s) _____
Mailing address _____
City, State, Zip _____
Area code and phone _____
E-mail Address _____
Amount Enclosed \$ _____

I would like the newsletter mailed to me.

Make checks payable to BASH. All memberships and subscriptions are valid through March 31, 2011. Send membership renewal form and check, or inquiries about becoming a voting member, to:

Marie Stevens, Bay Area Siberian Husky Club, 2633 S Bascom Ave, Campbell CA 95008

Bay Area Siberian Husky Club

www.bayareasiberian.org

2633 S. Bascom Avenue

Campbell, CA 95008

Upcoming Adoption Fairs

First Saturday
PetsMart, 11 a.m. – 2 p.m.
850 W. Hamilton, Campbell
Coordinator: Rande McQueen
408-371-1841

Second Saturday
PetsMart, 11 a.m. – 2 p.m.
175 Ranch Road, Milpitas
Coordinator: Bill Otto
408-258-9806

Not in December
Third Saturday
Pet Food Express 11 am to 2 pm
15466 Los Gatos Blvd., Los Gatos
Coordinator: Rande McQueen
408-356-7600